

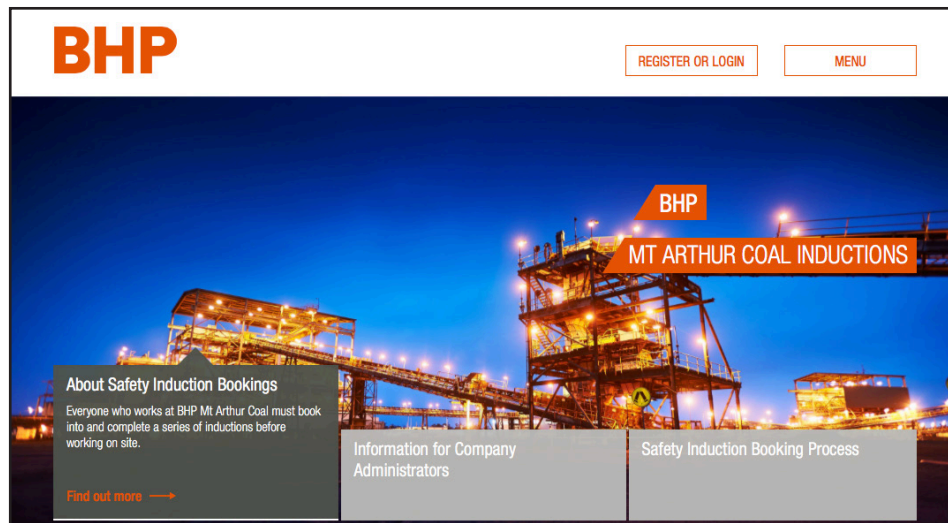
BHP

Mt Arthur Coal Contractor Management System

User Guide for Registering your Business

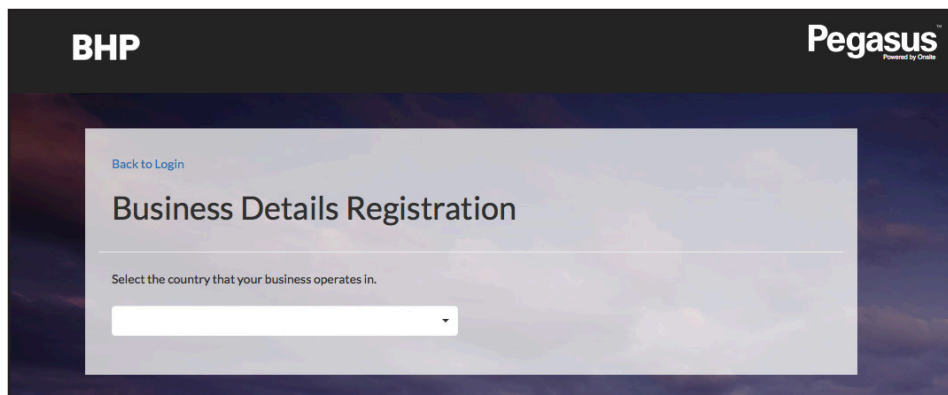
BHP Mt Arthur Coal Contractor Management System

Please follow this step-by-step guide to register your business in the Contractor Management System.



Step 1

Please go to <http://www.nswecinductions.com.au> and click “Register” in the top menu bar.



Step 2

Select Australia from the drop down menu

Enter you business’ Australian Business Number (ABN) or search for it using the ABN Lookup page.

Confirm your business name to continue.

Business Details Registration

Please complete the business details form below.

Business Details

Country *	Australia
Business Number *	57679435058
Registered Name *	Mr Happy

Contact Details

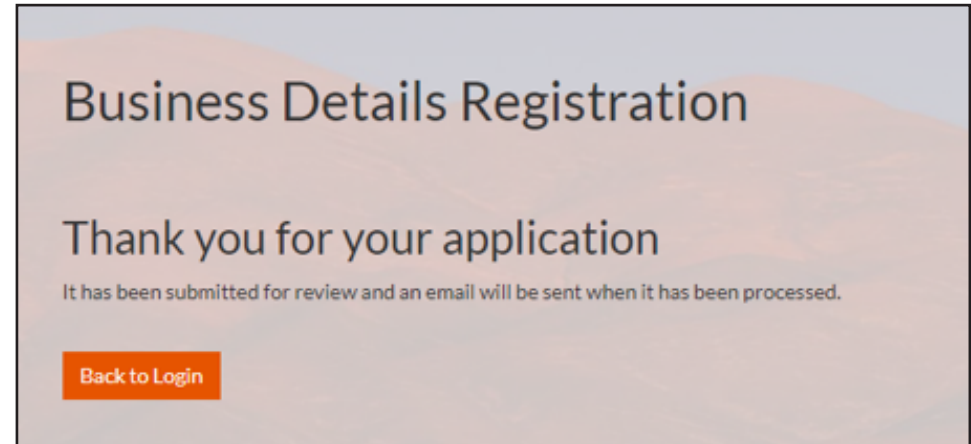
First Name *	First Name
Last Name *	Last Name
Email *	Email

Physical Address

--

Step 3

Enter your business details in the registration form.
Select the declaration and click “Request Registration.”



Step 4

Once you have successfully registered your business, you will receive an email confirming your registration and a second email containing your login credentials.

PegasusTM
Powered by Onsite

For questions or assistance please call 1300 306 384
or email mtarthurcoal@pegasus.net.au